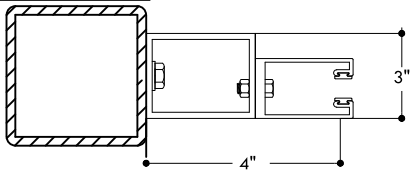


OPTION 1

GUIDE DETAIL

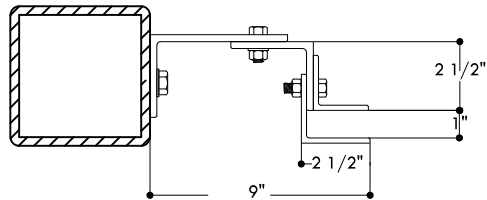
MAT'L: _____
FINISH: _____



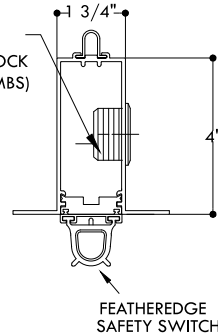
OPTION 2

GUIDE DETAIL

MAT'L: _____
FINISH: _____



INSIDE
CYLINDER LOCK
(AT BOTH JAMBS)



GRILLE CURTAIN

MAT'L: _____
FINISH: _____

BOTTOM BAR DETAIL

MAT'L: _____
FINISH: _____

GRILLE

BELT MOTOR OPERATED

BETWEEN TUBE MOUNT



JOB: _____
 CONTRACTOR: _____
 ARCHITECT: _____
 DISTRIBUTOR: _____
 DRAWING NO. _____ # OF _____

VERIFIED BY: _____ ON _____

MAKE	HAND	ARCH. MARK	BEST DOOR

NOTES:

1. THIS DRAWING COVERS GENERAL CONDITIONS, DIMS, AND SPECIFICATIONS ONLY. DO NOT USE FOR INSTALLATION PURPOSES, INSTALLATION INSTRUCTIONS AND DIMENSIONS ARE INCLUDED WITH SHIPMENT.
2. CONSULT FACTORY FOR WIND LOAD CALCULATION

DIMENSIONS AND CLEARANCES AS NOTED BY ASTERISK (*) MUST BE FIELD CHECKED.

DRAWINGS ARE NOT DRAWN TO SCALE